

General Purpose

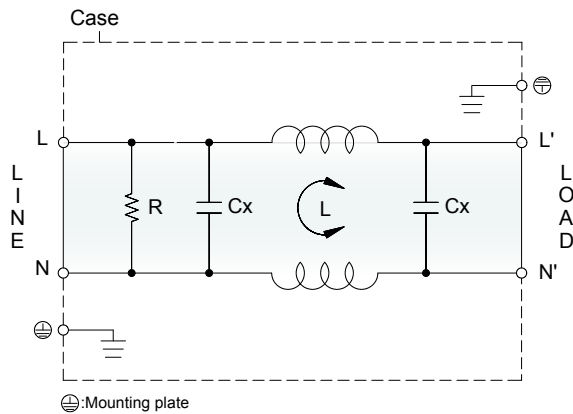
Features

- Superior attenuation of common-mode noise
- Light weight plastic housing design
- Current rating 1A~30A
- Integrated nut is in hinged cover for reliable ring lug wiring
- Single stage power line filter

Marketing Applications

- UPS
- Automatic data processing system
- Medical scale
- Network technology
- Medical device (not body-coupled)

Electrical Schematic



Special Features

- Medical grade with very low leakage current.

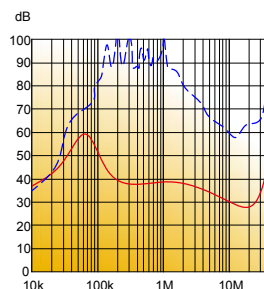
Technical Data and Measuring Conditions

No.	CNAM series Filter PRJ No.	01CNAM000	03CNAM000	06CNAM000	10CNAM000	15CNAM000	20CNAM000	30CNAM000	
1	Rated voltage	AC 1Ø 250V / DC250V							
2	Rated current	1A	3A	6A	10A	15A	20A	30A	
3	Test voltage	2,500 VAC (Cutoff current: 20mA), 1 min. at room temperature and humidity							
4	Isolation resistance	500VDC 100MΩ min. at room temperature and humidity							
5	Leakage current	5μA @250VAC/60Hz (max.)							
6	Voltage drop	1.0V max.							
7	Safety approval temp.	-25° ~ +100°							
8	Operating temperature	-40° ~ +100°							
9	Operating humidity	20 ~ 95%RH (Non condensing)							
10	Storage temp. / humidity	-40° ~ +100°; 20 ~ 95%RH (Non condensing)							
11	Vibration	10 ~ 55Hz, 19.6m/s ² (2G), 3 min. period, 1 hour each X,Y,Z axis							
12	Impact	196.1m/s ² (20G), 11ms, once along X,Y,Z axis							
13	Safety approvals	UL1283, CSA C22.2 No.8 (C-UL), VDE0565 Teil3-1, IEC/EN60939							
14	DIN-rail type	Adding suffix to PRJ. No. with D or DP (refer the Mechanical Drawing on page 2)							

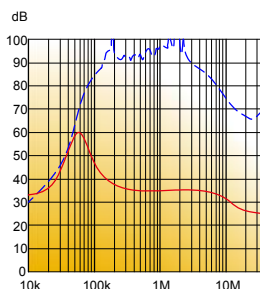
Filter Attenuation

Insertion loss (dB) in 50 ohm system CISPR 17 (for reference only)

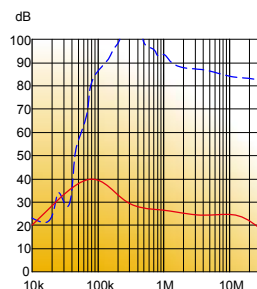
■ 1A~3A



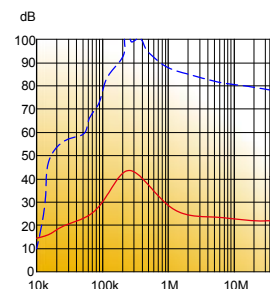
■ 6A~10A



■ 15A~20A



■ 30A

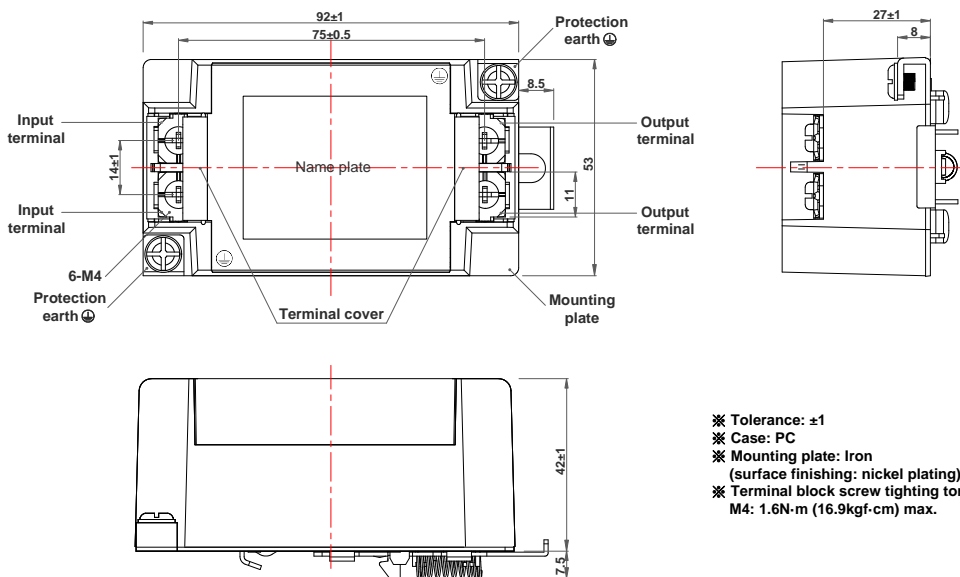


Common mode / Asymmetric (L-G) ————
 Differential mode / Symmetric (L-L) - - - - -

Mechanical Drawing (unit: mm)

● DIN-rail mounting

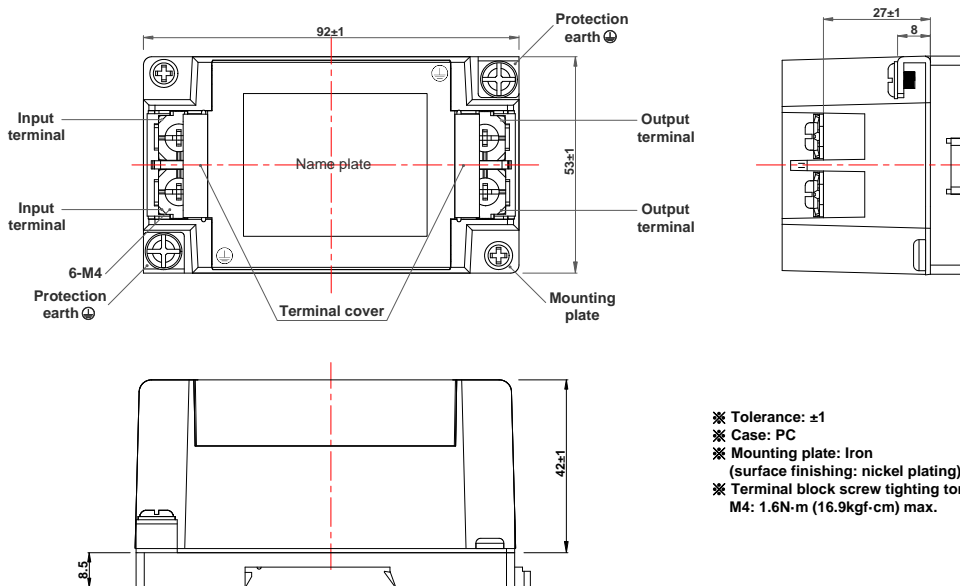
PRJ. No.: with suffix D



- ※ Tolerance: ±1
- ※ Case: PC
- ※ Mounting plate: Iron (surface finishing: nickel plating) t= 1.2
- ※ Terminal block screw tightening torque M4: 1.6N·m (16.9kgf·cm) max.

● DIN-rail mounting

PRJ. No.: with suffix DP



- ※ Tolerance: ±1
- ※ Case: PC
- ※ Mounting plate: Iron (surface finishing: nickel plating) t= 1.2
- ※ Terminal block screw tightening torque M4: 1.6N·m (16.9kgf·cm) max.

Note when installing the EMI filter on a DIN rail:

When the EMI filter is grounded through the DIN rail, the proper noise attenuation may not be achieved. Be sure to connect the protection earth (PE) of the EMI filter body to the earth.

