

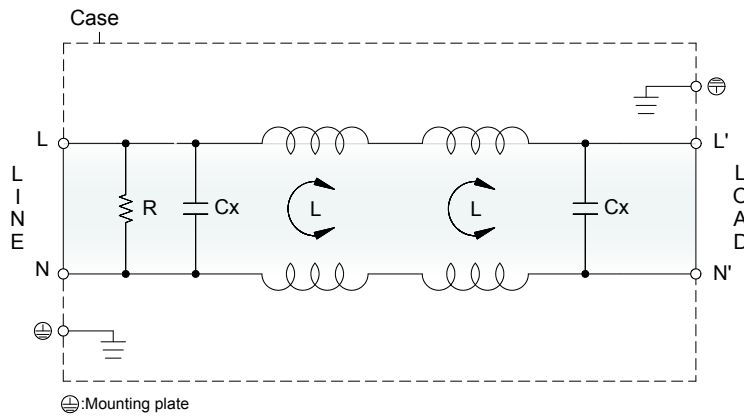
Features

- Superior attenuation of common-mode noise
- 2-stage filter suitable for heavily noisy environment
- Current rating 1A~20A
- Integrated nut is in hinged cover for reliable ring lug wiring
- Light weight plastic housing design

Marketing Applications

- UPS
- Automatic data processing system
- Medical scale
- Computer numerical control (CNC)
- Medical device (not body-coupled)

Electrical Schematic



Special Features

- CNBM series: with very low leakage current; withstand voltage 4,000VAC.

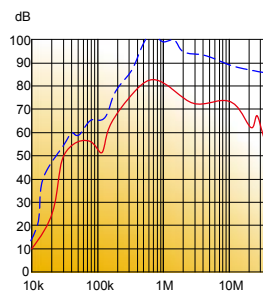
Technical Data and Measuring Conditions

No.	CNBM series Filter PRJ No.	01CNBM471	03CNBM471	06CNBM471	10CNBM471	15CNBM471	20CNBM471
1	Rated voltage	AC 1Ø 250V / DC250V					
2	Rated current	1A	3A	6A	10A	15A	20A
3	Test voltage	4,000 VAC (Cutoff current: 20mA), 1 min. at room temperature and humidity					
4	Isolation resistance	500VDC 100MΩ min. at room temperature and humidity					
5	Leakage current	100 μ A @250VAC/60Hz (max.)					
6	Voltage drop	1.0V max.					
7	Safety approval temp.	-25° ~ +100°					
8	Operating temperature	-40° ~ +100°					
9	Operating humidity	20 ~ 95%RH (Non condensing)					
10	Storage temp. / humidity	-40° ~ +100°; 20 ~ 95%RH (Non condensing)					
11	Vibration	10 ~ 55Hz, 19.6m/s ² (2G), 3 min. period, 1 hour each X,Y,Z axis					
12	Impact	196.1m/s ² (20G), 11ms, once along X,Y,Z axis					
13	Safety approvals	UL1283, CSA C22.2 No.8 (C-UL), VDE0565 Teil3-1, IEC/EN60939					
14	DIN-rail type	Adding suffix to PRJ. No. with D or DP (refer the Mechanical Drawing on page 2)					

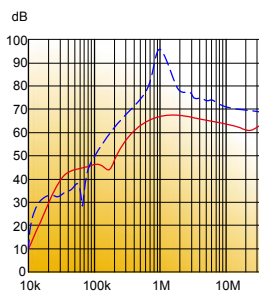
Filter Attenuation

Insertion loss (dB) in 50 ohm system CISPR 17 (for reference only)

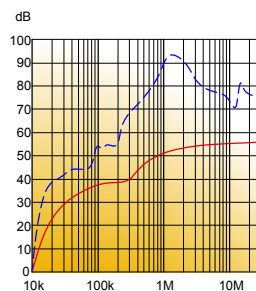
■ 1A~3A



■ 6A~10A



■ 15A~20A

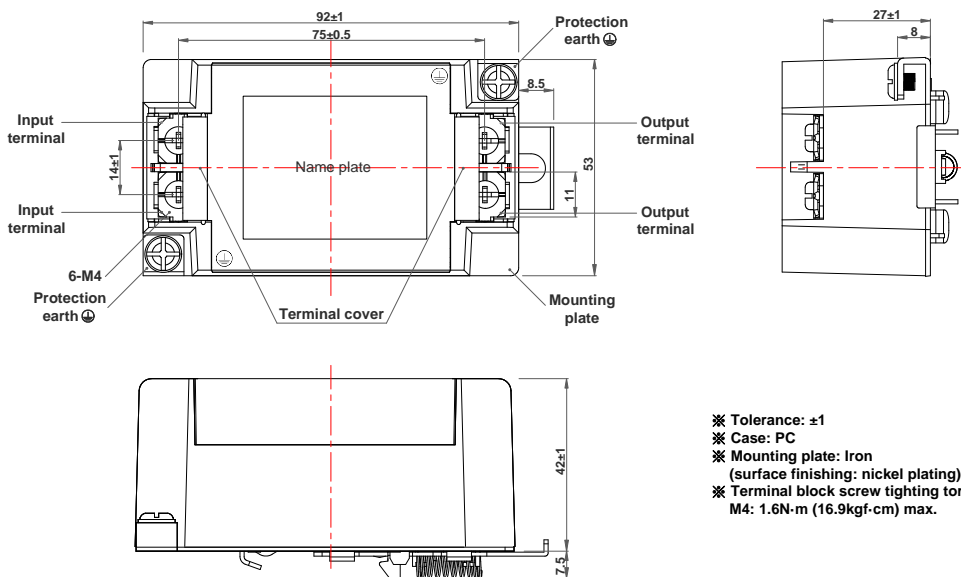


Common mode / Asymmetric (L-G) ————
Differential mode / Symmetric (L-L) - - - - -

Mechanical Drawing (unit: mm)

● DIN-rail mounting

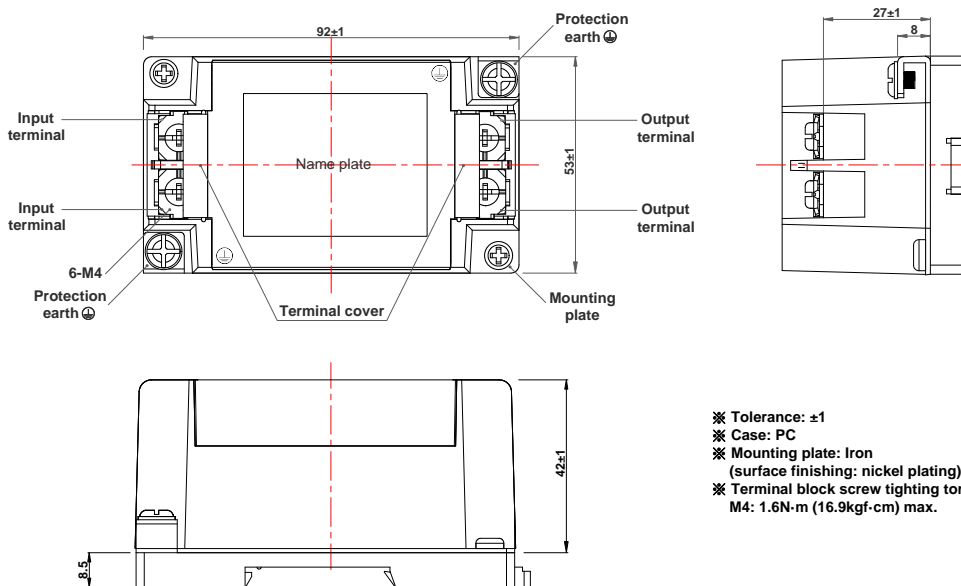
PRJ. No.: with suffix D



- ※ Tolerance: ±1
- ※ Case: PC
- ※ Mounting plate: Iron (surface finishing: nickel plating) t= 1.2
- ※ Terminal block screw tightening torque M4: 1.6N·m (16.9kgf·cm) max.

● DIN-rail mounting

PRJ. No.: with suffix DP



- ※ Tolerance: ±1
- ※ Case: PC
- ※ Mounting plate: Iron (surface finishing: nickel plating) t= 1.2
- ※ Terminal block screw tightening torque M4: 1.6N·m (16.9kgf·cm) max.

Note when installing the EMI filter on a DIN rail:

When the EMI filter is grounded through the DIN rail, the proper noise attenuation may not be achieved. Be sure to connect the protection earth (PE) of the EMI filter body to the earth.

